
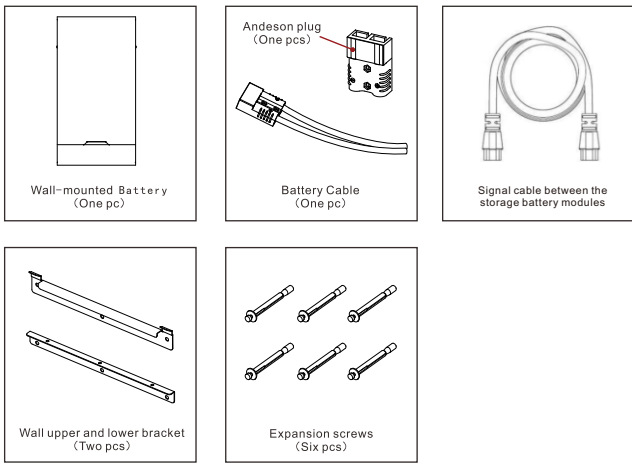


Wall-mounted LFP Battery



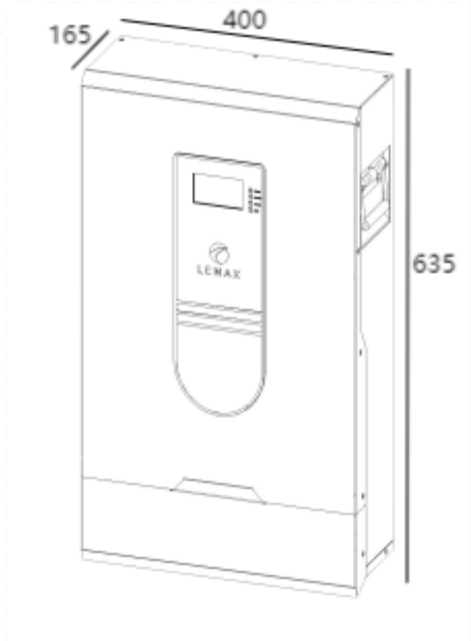
User Manual

1. Product Parts



1

2. Size

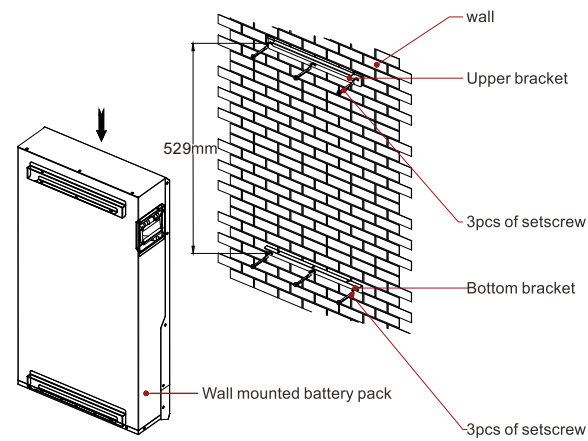


2

3. Installation Steps

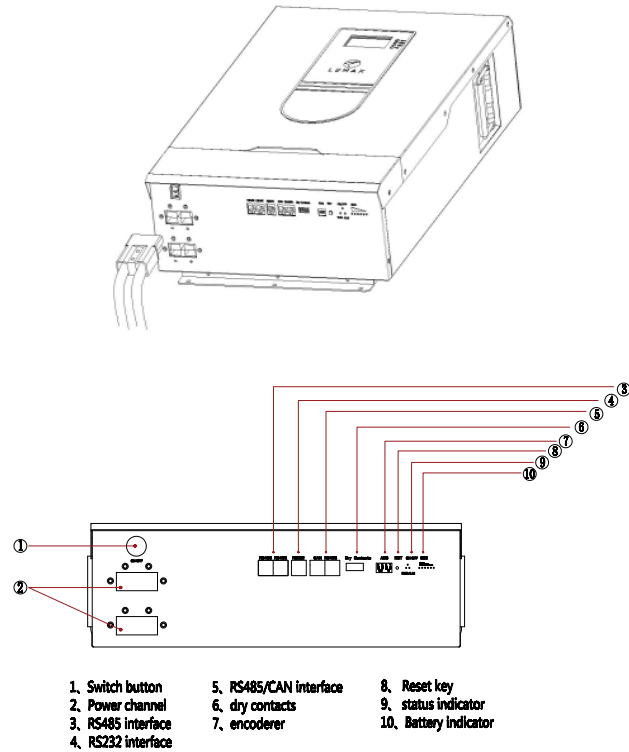
- ① Fixed wall upper and lower bracket according to the measured spacing
- ② Hold the handles on both sides and slowly hang the battery on the bracket
- ③ Keep install distance of 20cm between top, bottom, left and right, right in front of 50 cm
- ④ Check it whether keep balance

Keep install distance



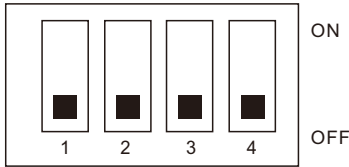
3

4. Product Details



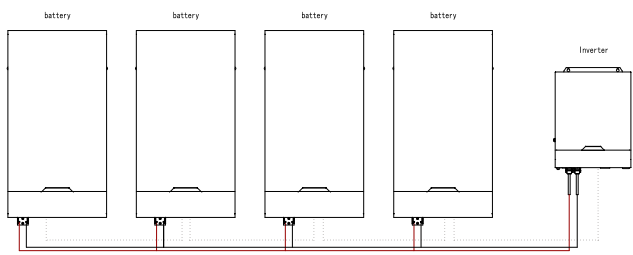
4

If multiple energy storage battery modules are used in parallel, the address of the energy storage battery module needs to be set. The address is set to 1-4, and the address of each module cannot be repeated.



Address	Dial switch position				Explanation
	#1	#2	#3	#4	
0	OFF	OFF	OFF	OFF	Set to Pack0
1	ON	OFF	OFF	OFF	Set to Pack1 (host)
2	OFF	ON	OFF	OFF	Set to Pack2
3	ON	ON	OFF	OFF	Set to Pack3
4	OFF	OFF	ON	OFF	Set to Pack4
5	ON	OFF	ON	OFF	Set to Pack5
6	OFF	ON	ON	OFF	Set to Pack6
7	ON	ON	ON	OFF	Set to Pack7
8	OFF	OFF	OFF	ON	Set to Pack8
9	ON	OFF	OFF	ON	Set to Pack9
10	OFF	ON	OFF	ON	Set to Pack10
11	ON	ON	OFF	ON	Set to Pack11
12	OFF	OFF	ON	ON	Set to Pack12
13	ON	OFF	ON	ON	Set to Pack13
14	OFF	ON	ON	ON	Set to Pack14
15	ON	ON	ON	ON	Set to Pack15

5. Parallel Connection Diagram



6. WARNING: Risk of Fire, explosion, or burns:

- ① DO NOT short the battery terminals
- ② DO NOT Incinerate, Crush or Disassemble
- ③ DO NOT reverse connections (polarity) from charger or battery
- ④ DO NOT operate the battery beyond Published voltage and current
- ⑤ DO NOT operate battery beyond published temperature limits
 - a. Operating Temp Charge -20°C to 55°C (-4°F to 131°F)
 - b. Operating Temp Discharge -20°C to 60°C (-4°F to 140°F)
- ⑥ DO NOT expose to temperature above 140°F

6

7. Storage Conditions

- ① When the battery pack to be long-term stored, charge the battery pack arrive to about 60% capacity once 3 months
- ② The battery pack and charger should be stored in clean, dry and ventilated place
- ③ Avoid contacting with corrosive materials and be away from fire and heat

Technical Data

Specification	Description
Model Number	BG48100
Total Energy	5KWh
Battery Type	LiFePO4
Normal Voltage	51.2V
Normal Capacity	100Ah
Max.Charger/Discharge Current	100A
Cycle Life	> 6000cycle
Communication Interface	CAN / RS232 / RS485
Dimension	635*400*165mm
Weight	46kg
IP Grade (optional)	IP 21
Inverter	Match all hybrid and off grid inverter brands in the world
Installation	Floor/Wall mounted
Supply Ability	5000 Pieces per Month
Certificates	CE, RoHS, UN38.3, MSDS, ISO

7